

AB Inflatable Boats

Leisure Series



Ventus - *Lightweight Tenders*

AB Inflatable Boats
January 1, 2008
Leisure Series Commercial Boats

Ventus - Lightweight Tenders

Ventus, Latin for "air", is our line of lightweight tenders. Because of their low weight, Ventus boats achieve astonishing performance and speeds even with relatively small outboards.

Ventus boats are the only lightweight inflatables on the market with an additional air retaining chamber in the hull which also serves as a leveled anti-skid flooring to keep cargo and feet dry.

These boats make ideal tenders or independent craft for carrying crew and provisions.

Standard features include:

- Bow Eye
- Davit Lifting Points
- Hand Laid Fiberglass Hull
- Hand Pump
- Heavy Duty Single Rub Rail
- Hypalon Grab Handles
- Maintenance Kit
- Non-Skid Deck
- Oarlocks (all models except 12VL)
- Oars (all models except 12VL)
- Orca Hypalon Five Coated Fabric
- Owner's Manual
- Removable Fiberglass Seat
- Transom Protector
- Paddles (12VL only)

Model	Length	Beam	Ins. Length	Ins. Beam	Internal Area	Weight	Max Person Cap.	Tube Diameter	Shaft Length	Max Weight Cap.	Rec HP	Max HP	No. Air Cha.
8VL	8' 6"- 2.60 m	5' 4"- 1.63 m	5' 8"- 1.74 m	2' 6"- 0.77 m	14.4 sq.ft.- 1.3 m ²	95lb-43kg	4	16"-0.40 m	15"	964 b- 438 kg	8 hp-6 kw	10 hp- 7.5 kw	3
9VL	9' 6"- 2.90 m	5' 5"- 1.66 m	6' 9"- 2.05 m	2' 8"- 0.82 m	18.1 sq.ft.- 1.7 m ²	106 b- 48kg	4	17"- 0.43 m	15"	1056 lb- 480 kg	9.9 hp- 7.4 kw	15 hp- 11.2 kw	3+1
10VL	10' 6"- 3.19 m	5' 5"- 1.66 m	7' 7"- 2.30 m	2' 8"- 0.82 m	20.3 sq.ft.- 1.9 m ²	123 b- 56kg	5	17"- 0.43 m	15"	1269 lb- 577 kg	15 hp- 11.2 kw	25 hp- 18.7 kw	3+1
12VL	12' 0"- 3.60 m	5' 9"- 1.75 m	8' 9"- 2.67 m	2' 9"- 0.83 m	23.8 sq.ft.- 2.2 m ²	156 b- 71kg	6	18"- 0.46 m	15"	1650 lb- 750 kg	20 hp- 14.9 kw	30 hp- 22.4 kw	3+1


Optional Equipment:

- Boat Cover
- Bow Step with Fold Down S/S Mooring Cleat
- Engine
- Fiberglass Lateral Step with s/s. Cleat

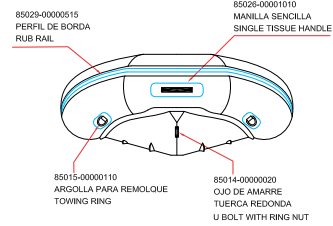
REV. 1

VENTUS 8 VL

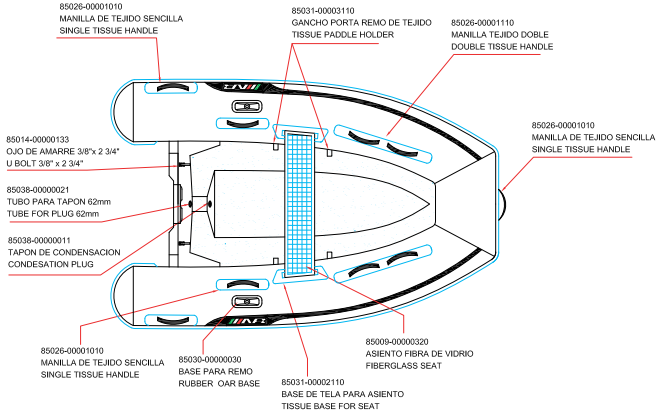
80025-0000510



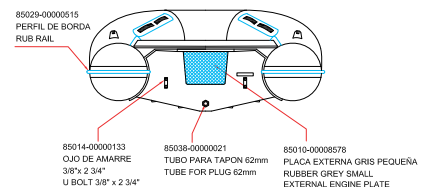
LONGITUDINAL PROFILE



FORE VIEW



PLANT VIEW



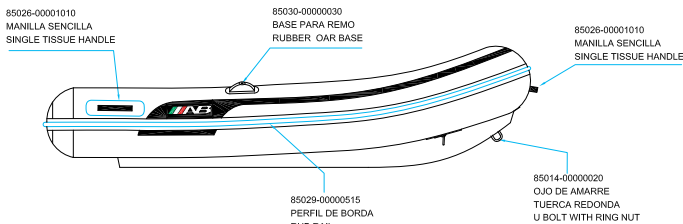
AFT VIEW

NOTA: FAVOR INDICAR COLOR DEL BOTE AL ORDENAR / NOTE: MUST INDICATE BOAT COLOR WHEN ORDERING

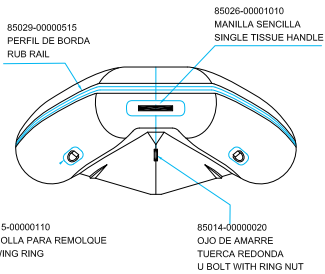
REV. 1

VENTUS 9 VL

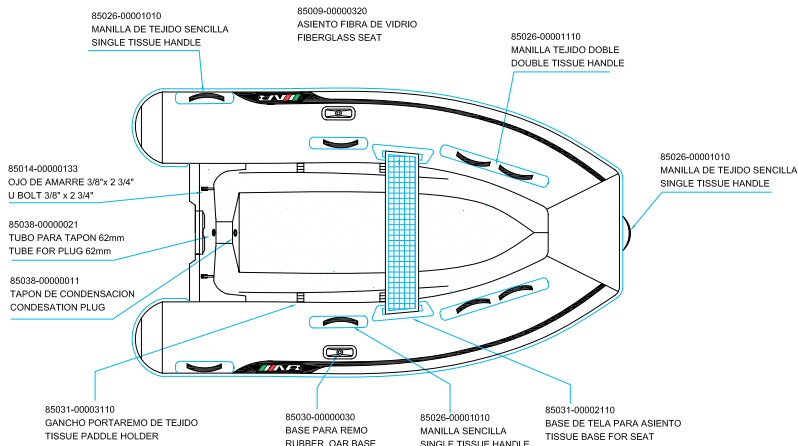
80025-00001810



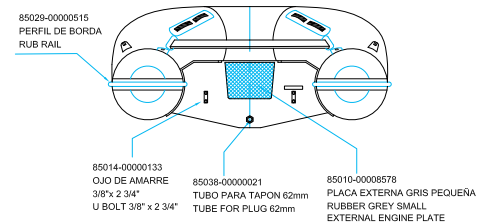
LONGITUDINAL PROFILE



FORE VIEW



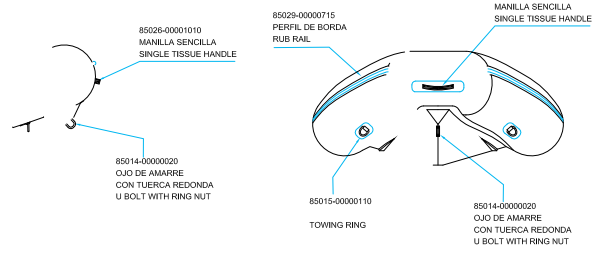
PLANT VIEW



AFT VIEW

NOTA: FAVOR INDICAR COLOR DEL BOTE AL ORDENAR / NOTE: MUST INDICATE BOAT COLOR WHEN ORDERING

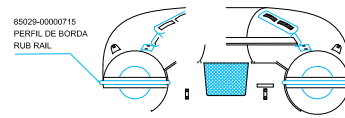
80025-0000710



85026-0001110
MANILLA TEJIDO DOBLE
DOUBLE TISSUE HANDLE

85026-0001010

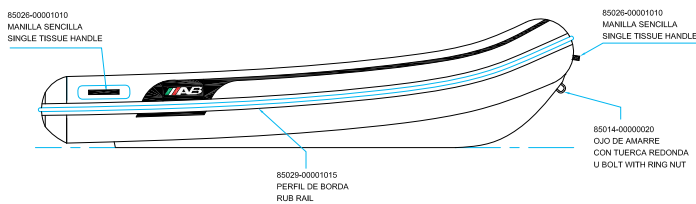
ENCILLA



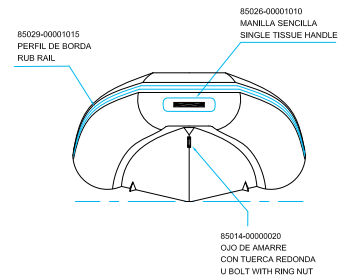
REV. 1

VENTUS 12 VL

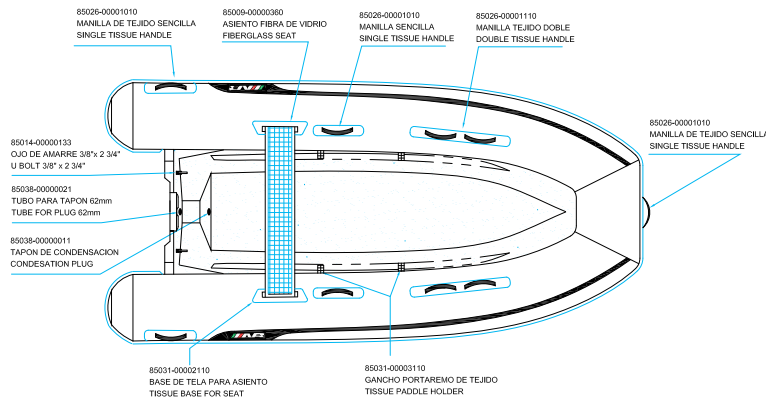
80025-0000810



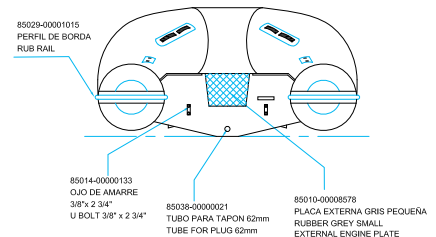
LONGITUDINAL PROFILE



FORE VIEW



PLANT VIEW



AFT VIEW

NOTA: FAVOR INDICAR COLOR DEL BOTE AL ORDENAR / NOTE: MUST INDICATE BOAT COLOR WHEN ORDERING